



# PAS-TL

Slimline LED tubular surface/suspended downlight.

Simplistic tubular style downlight. Constructed with extruded aluminium housing with cast aluminium heat sink and aluminium reflector.

- RAL9016 as standard, other RAL colours available on request.
- Efficacy of upto 111 lm/W
- Various dimming options, including DALI, Switch Dim etc.
- Range of colour temperatures 3000K, 4000K & 6000K
- 5 Year Guarantee



Black Snoot Attachment



Suspension Mounting for long drop

## Product Code Builder

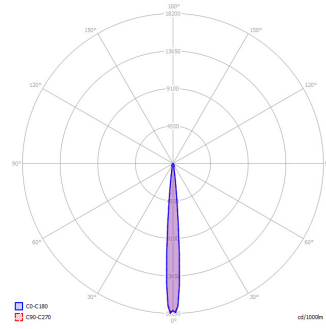
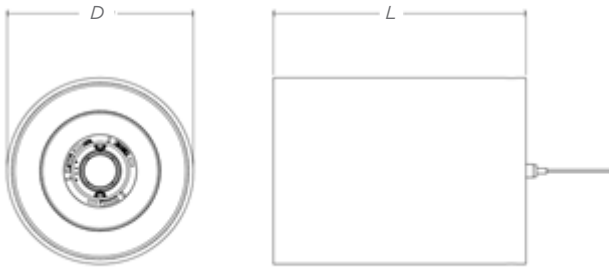
Type	Description	Code
Product	PAS-TL	TL
Diameter	125mm	125
	200mm	200
Delivered Lumens	1410	1500
	1975	2000
	2540	2500
Beam Angle	10°	10
	30°	30
	45°	45
Colour Temperature	Warm White	3K
	Neutral White	4K
	Cool White	6K
Dimming Options	Fixed Output	FO
	Dali	A1
	DSI	A2
	Switch Dim	A3
	1-10v	A4
	Casambi	A5
Emergency*	Standard 3 hour	EM3
	DALI/EMPRO	EMD
	Self Test	EMS

\*Only remote emergency available in TL125

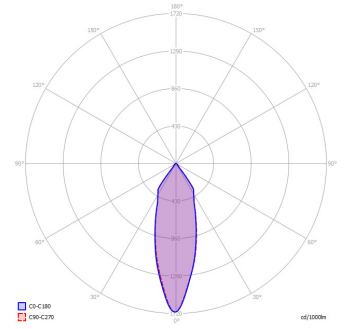
**Example Code:** PAS-TL 125 1500 30 3K FO



# PAS-TL



10° Beam Angle



45° Beam Angle

Product	D x L (mm)	Ctt Watts	Luminaire / Lumens	LL / CW	Colour Temp	Ra	Colour Consistency	L70 / B10
<b>PAS-TL125 1500</b>	127 x 172	9.3	1410	154	4000K	>80	SDCM 2	>92K
<b>PAS-TL125 2000</b>	127 x 172	13	1975	152	4000K	>80	SDCM 2	>92K
<b>PAS-TL125 2500</b>	127 x 172	16.8	2540	151	4000K	>80	SDCM 2	>92K
<b>PAS-TL200 1500</b>	200 x 220	9.3	1410	154	4000K	>80	SDCM 2	>92K
<b>PAS-TL200 2000</b>	200 x 220	13	1975	152	4000K	>80	SDCM 2	>92K
<b>PAS-TL200 2500</b>	200 x 220	16.8	2540	151	4000K	>80	SDCM 2	>92K