



41K

IP66



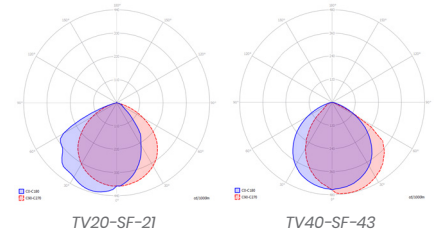
EM3

## TV2

### Wall Mounted

TV2 is a small, wall mounted exterior luminaire, with cast aluminium housing. Ideal for a wide range of applications, such as building, accent, or perimeter lighting. Suitable for 3 to 5m mounting heights(subject to lighting requirements).

- Efficacy of up to 110 lm/W.
- Colour temperature: 4100°k as standard.
- Colour Finishes: Black (9005) as standard, Other RAL colours, available on request.
- Fixed output as standard.
- Mounting heights from 3 to 5 metres.
- Emergency options: Standard 3hr, Self-Test or Dali addressable.
- Integrated Photocell available upon request\*.



### Technical

Product	TV2
Mounting type	Wall Mounted
Lumens	2300 & 4025 Lm
Efficacy	Up to 110 Lm
Colour Temperature	Neutral White (41K)
Control	DALI 1-100%, Fixed output
Emergency**	3 hour, DALI, Self-Test
Rendering	Ra80+
IP Rating	IP66
Safety Class	Class 1
MacAdam	SDCM 3
L70/B10	>50K

\* Please contact P&A Technical Department for assistance

# P&A TV2

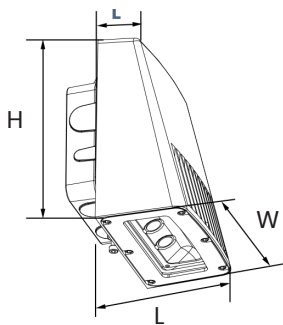
## Luminaire Order Builder

### TV2

STEP 1. Select Wattage	STEP 2. Optics	STEP 3. CCT	STEP 4. Control	STEP 5. Finish	STEP 7. Emergency
<b>21</b> 21W 2300 Lm - 525mA	<b>CL</b> Clear Glass Diffuser	<b>41K</b> 4100K	<b>FO</b> Fixed Output  <b>A1</b> DALI 1-100% Dim	<b>B</b> RAL9005  <b>Z</b> Custom	<b>E3</b> Standard 3 Hour  <b>ED</b> DALI/EMPRO  <b>ES</b> Self-Test
<b>43</b> 43W 4025 Lm - 525mA	<b>CL</b> Clear Glass Diffuser	<b>41K</b> 4100K	<b>FO</b> Fixed Output  <b>A1</b> DALI 1-100% Dim	<b>B</b> RAL9005  <b>Z</b> Custom	-

All electrical and optical data subject to  $\pm 10\%$  tolerances. Values based on 4000K Colour temperature.

Example Code: TV221CL41KFOBE3



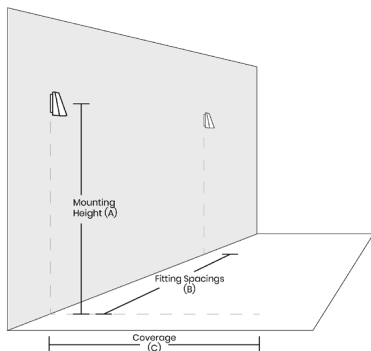
#### Dimensions

L	W	H	Finish	Code	Colour Swatch
200	168	114	Black	9005	
			Custom*	Custom*	

All dimensions are measured in millimetres (mm)

\*Custom Colours upon request

#### Luminaire spacings



#### 0.25 Uniformity (U<sub>0</sub>)

Mounting Height (A)	Fitting spacings (B)	Coverage (C)
3.0	10	2
4.0	12	3
5.0	16	4

#### 0.40 Uniformity (U<sub>0</sub>)

Mounting Height (A)	Fitting spacings (B)	Coverage (C)
3.0	7.5	2
4.0	10	3
5.0	12.5	4

All spacings based on 21W version. All dimensions shown are in metres.



Crown House, Plantation Rd, Burscough, Lancashire, L40 8JT  
01704 891333  
sales@pandaprojects.co.uk  
www.pandaprojects.co.uk

Datasheet Code: TV2

